








6576

**SEW-EURODRIVE Russia**

Typ. R47 DRS80M4  
Nr. 46.4619314701.0001.16 M1-0/X IM  
kW 1.1/S1 cos φ 0.84  
r/min 1410/38 IP 54  
50Hz V 230/400 - Δ/Y A 4.35/2.5 C1B  
Brake V Nm Ma 275 Nm  
I= 36.93  CLP 220/0.7L  
Made in Russia 



PLC controller unit with a red digital display showing 'R222'. The display is flanked by 'FWD REV' labels. Below the display are a green 'RUN' button, a red 'STOP/RESET' button, and a central rotary knob. The unit is labeled 'iC5' and 'LS'. A warning label is present with the following text:

**WARNING**  
Risk of Injury or Electric Shock  
Read the manual and follow the safety instructions before using the unit.  
Before opening the cover, disconnect it from the main power supply.  
Do not touch the internal components.  
Do not touch the internal components when the unit is powered on.  
Do not touch the internal components when the unit is powered on.

**AVERTISSEMENT**  
Risque de blessure ou de choc électrique  
Lire le manuel et suivre les instructions de sécurité avant d'utiliser l'appareil.  
Avant d'ouvrir le couvercle, déconnecter l'appareil de la source d'alimentation principale.  
Ne pas toucher les composants internes.  
Ne pas toucher les composants internes lorsque l'appareil est sous tension.  
Ne pas toucher les composants internes lorsque l'appareil est sous tension.

LS

8V21NCA-1P  
8004721-7218

Terminal block with a yellow cover labeled 'IBK C10'. It is connected to a dense bundle of multi-colored wires (red, yellow, green, blue, white, black, orange, cyan) that are bundled together with a black sheath. The wires are connected to a terminal strip on the back of the PLC unit.

Green terminal block with a yellow cover, labeled 'IBK C10'. It is connected to a bundle of multi-colored wires (red, yellow, green, blue, white, black, orange, cyan) that are bundled together with a black sheath. The wires are connected to a terminal strip on the back of the PLC unit.

Bundle of multi-colored wires (red, yellow, green, blue, white, black, orange, cyan) connected to a terminal strip on the back of the PLC unit. The wires are bundled together with a black sheath. The bundle is connected to a terminal strip on the back of the PLC unit.











Счетчик импульсов



СБРОС

Сделано в России



iC5



WARNING



AVERTISSEMENT

**Risk of Injury or Electric Shock.**

Read the manual and follow the safety instructions before install or use.

Before opening the cover, disconnect all power and wait at least 10 minutes.

**Risque de blessures ou de choc électrique.**

Lisez le manuel et suivre les consignes de sécurité avant l'installation ou l'utilisation.

Avant d'ouvrir le couvercle, déconnectez toute alimentation et attendez au moins 10 minutes.



SV015iC5-1F  
55047217216